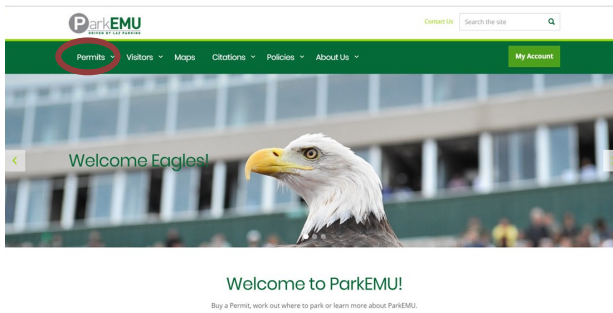



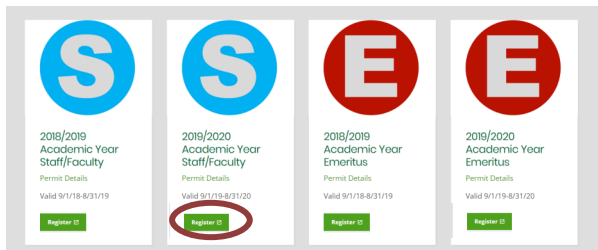
1 Visit www.ParkEMU.com and select 'Permits'



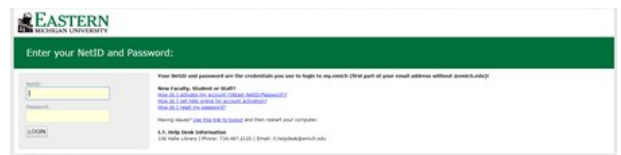
2 Select 'Staff/Faculty Permits'



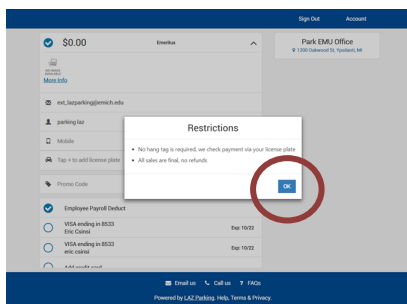
3 Scroll down the page and select 'Register' within the '2019/2020 Academic Year Staff/Faculty' section



4 Login in with your Emich username and password



5 Review permit restrictions and select 'okay'

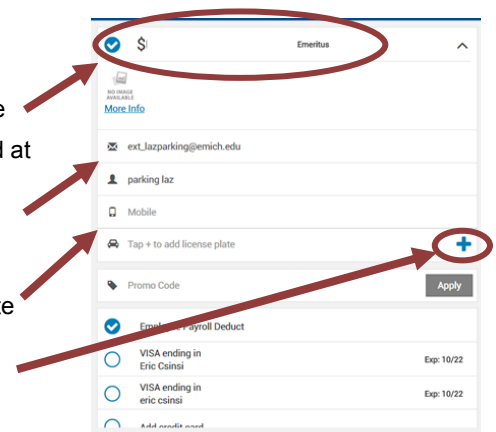


6 The parking permit price from your employee contract will be reflected at the top of the screen

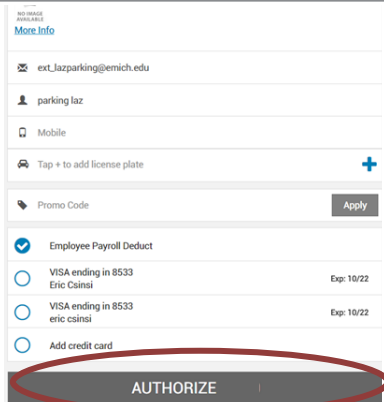
Ensure that your email address and name are correct

Complete your phone number and license plate information

Select the '+' to add a license plate. Select it again to add a second license plate.



7 Select 'Authorize'



Help

For help with your Emich account information (i.e., screen name lookup, password reset, etc.), call the EMich IT Help desk (734-487-2120 - Option 3). The IT Helpdesk is located at Office 106 Halle Library and open from 8am-5pm weekdays. Please be aware that during September the IT Helpdesk experiences heavy call volume due to new students/staff which may cause longer hold times when calling.

For help with parking registration, call (734)217-4892 or email ParkEMUhelp@LAZParking.com.